

Exposed: IT visibility and vulnerability

Visibility into your IT data—especially toward adaptability to changing technology—is foundational to your success. IT lifecycle and risk management in a sprawling tech landscape is both complex and dynamic, with thousands of applications and services scattered across hundreds of providers. You need complete and accurate visibility into every asset to effectively manage it all.

IT threats lurk around every corner

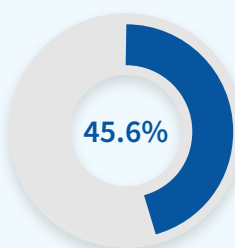
Hackers—and the havoc they wreak—continue to cause headaches for technology leaders. It’s no surprise nearly half of respondents in the *Flexera 2021 State of IT Visibility Report* ranked vulnerabilities as the greatest concern about their IT assets.



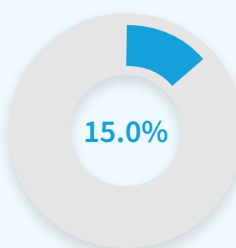
49.5% ranked vulnerabilities as their top concern

Operating systems are the most at risk

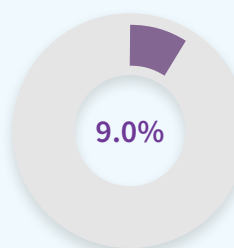
The report found that the category most vulnerable to end of life (EOL) and end of support (EOS) is operating systems, followed distantly by productivity and IT management.



operating systems



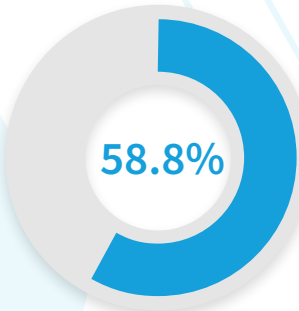
productivity



IT management

Don’t let “low threats” fool you

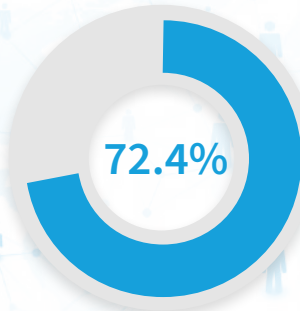
Most vulnerabilities in EOL and EOS software are ranked low threat. But programs that focus solely on high and very critical threats overlook low-range scores—leaving you open to attacks.



of vulnerabilities were ranked low threat

Most attacks originate from outside an organization

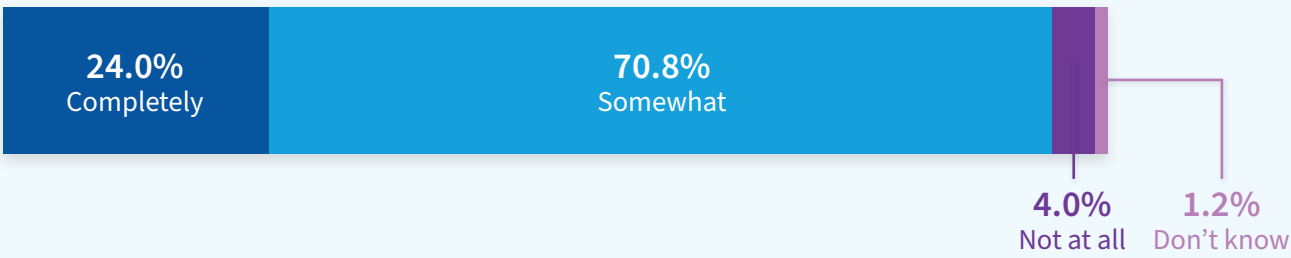
The avenue through which an attacker can trigger or reach the vulnerability in a product is an attack vector. For 2020-21 EOL/EOS software, almost three-quarters of attack vectors were from remote.



of attacks originated outside the organization

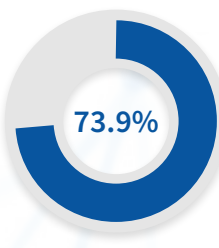
Visibility is lacking across organizations

Adding insult to injury, less than 25% of survey respondents said they have complete visibility into their IT assets.

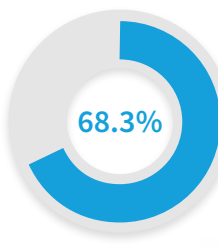


And collaboration has plenty of room for improvement

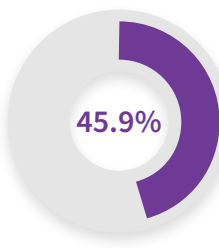
Even those who feel they have a somewhat accurate view of their IT estate say that view is limited to on-premises hardware and software—leaving out SaaS and cloud.



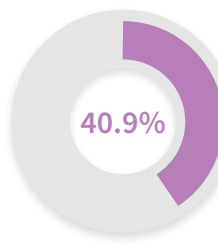
on-premises hardware assets



on-premises software assets

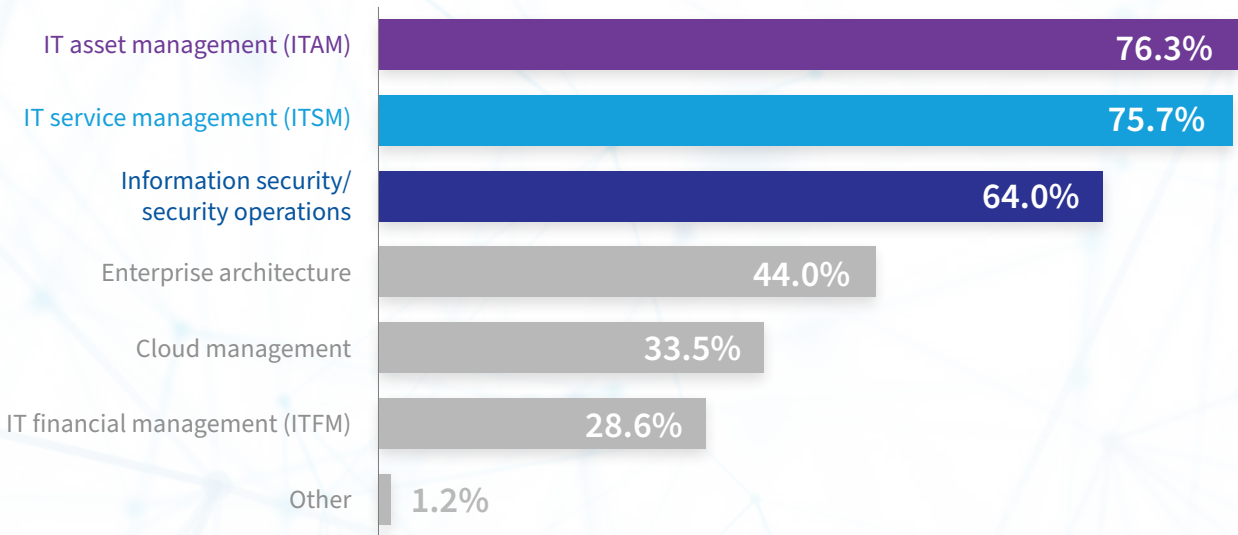


cloud instances



SaaS

And inventory data sources are shared most by ITAM, ITSM and security—also leaving enterprise architecture, cloud and ITFM teams in the dark.




Are you seeing your IT estate clearly?

There’s no question organizations need comprehensive, clear insights into their technology to fuel data-driven decision making and maintain control and security. From on-premises software to SaaS and cloud, leveraging these insights can help you rise to the challenge of keeping your IT assets secure, well-governed and cost effective.



understand your assets



know EOL/EOS dates in your estate



collaborate across your organization

Fight back with better IT visibility

Stop taking chances with your IT assets. The clearer your visibility into your technology landscape, the greater the impact you can have on driving the success of your business.

NEXT STEPS

For more insights, download the full *Flexera 2021 State of IT Visibility Report*

DOWNLOAD NOW

ABOUT FLEXERA

Flexera delivers SaaS-based IT management solutions that enable enterprises to accelerate the return on their technology investments. We help organizations **inform their IT** with total visibility into complex hybrid ecosystems, so they can **transform their IT** by rightsizing across all platforms, reallocating spend, reducing risk and charting the most effective path to the cloud.

More than 50,000 customers subscribe to our technology value optimization solutions, delivered by 1,300+ passionate team members worldwide. To learn more, visit flexera.com